

CSE 333

Section 2

Structs and Debugging

10 STAGES OF DEBUGGING



Checking In & Logistics

- Exercise 3:
 - Due **Wednesday @ 11:00am (7/6)**
- Homework 1:
 - Due **Thursday @ 11:59pm (7/7)**
 - Start now if you haven't!

Any questions, comments, or concerns?

- Exercises going ok?
- Lectures making sense?

Structs and Typedef Review

Defining Structs

- To define a struct, we use the `struct` statement, which typically has a name (a tag) and must have one or more data members
 - This defines a new data type!

```
struct simplestring_st {  
    char* word;  
    int   length;  
};  
struct simplestring_st my_word;
```

Typedef

- The C Programming language provides the keyword `typedef`, which defines an alias (alternate name) for an existing data type
 - This can be used in combination with a `struct` statement

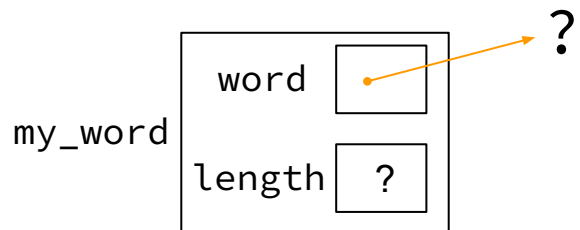
```
struct simplestring_st {  
    char* word;  
    int length;  
};  
typedef struct simplestring_st SimpleString;  
SimpleString my_word;
```

```
typedef struct simplestring_st {  
    char* word;  
    int length;  
} SimpleString;  
SimpleString my_word;
```

Structs and Memory Diagrams

- `struct` instance is a box, with individual boxes for fields inside of it, labelled with field names
 - Even though we know that field ordering is guaranteed, we can be loose with where we place the fields in our diagram

```
typedef struct simplestring_st {  
    char* word;  
    int length;  
} SimpleString;  
SimpleString my_word;
```

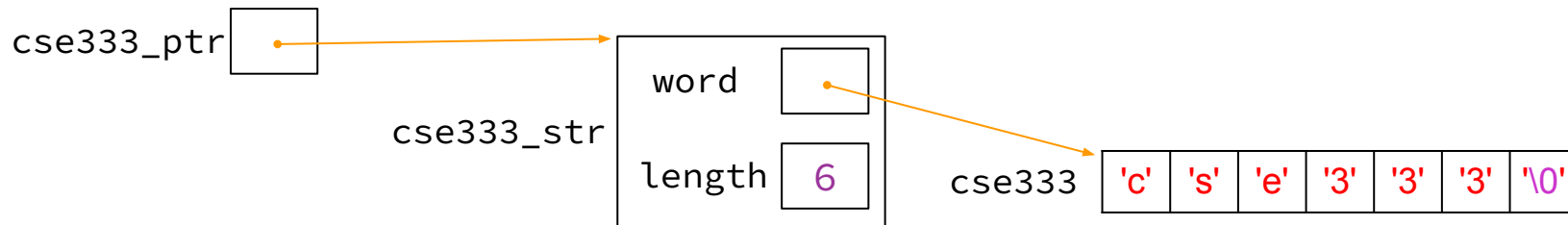


Structs and Pointers

- “.” to access field from `struct` instance
- “->” to access field from `struct` pointer

```
typedef struct simplestring_st {  
    char* word;  
    int length;  
} SimpleString;
```

```
char cse333[] = "cse333";  
SimpleString cse333_ss;  
SimpleString* cse333_ptr = &cse333_ss;  
  
cse333_count.word = cse333_ss;  
cse333_ptr->length = strlen(cse333);
```



Passing Structs as Parameters

- Assignment copies over all of the field values
 - Unlike reference copying in Java
- Structs are *pass-by-copy* (as arguments and return values)
 - Can imitate pass-by-reference by passing pointer to struct instance instead

Trying to Run `simplestring.c`

We have a program `simplestring.c` that uses the struct `SimpleString` which keeps track of both a C-string and the length of the C-string.

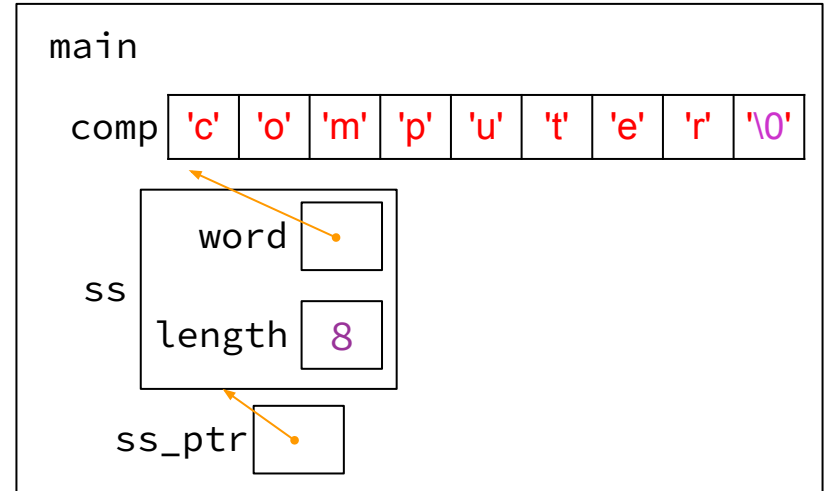
But it has a few problems... let's take a look!

Exercise 1

Note: boxes with a function name above are local variables on the stack

Complete the Memory Diagram

```
int main(int argc, char* argv[]) {  
    char comp[] = "computer";  
    SimpleString ss = {comp, strlen(comp)};  
    SimpleString* ss_ptr = &ss;  
  
    printf("1. %s, %d\n", ss_ptr->word,  
          ss_ptr->length);  
    ...  
}
```



Console output

```
1. computer, 8
```

```

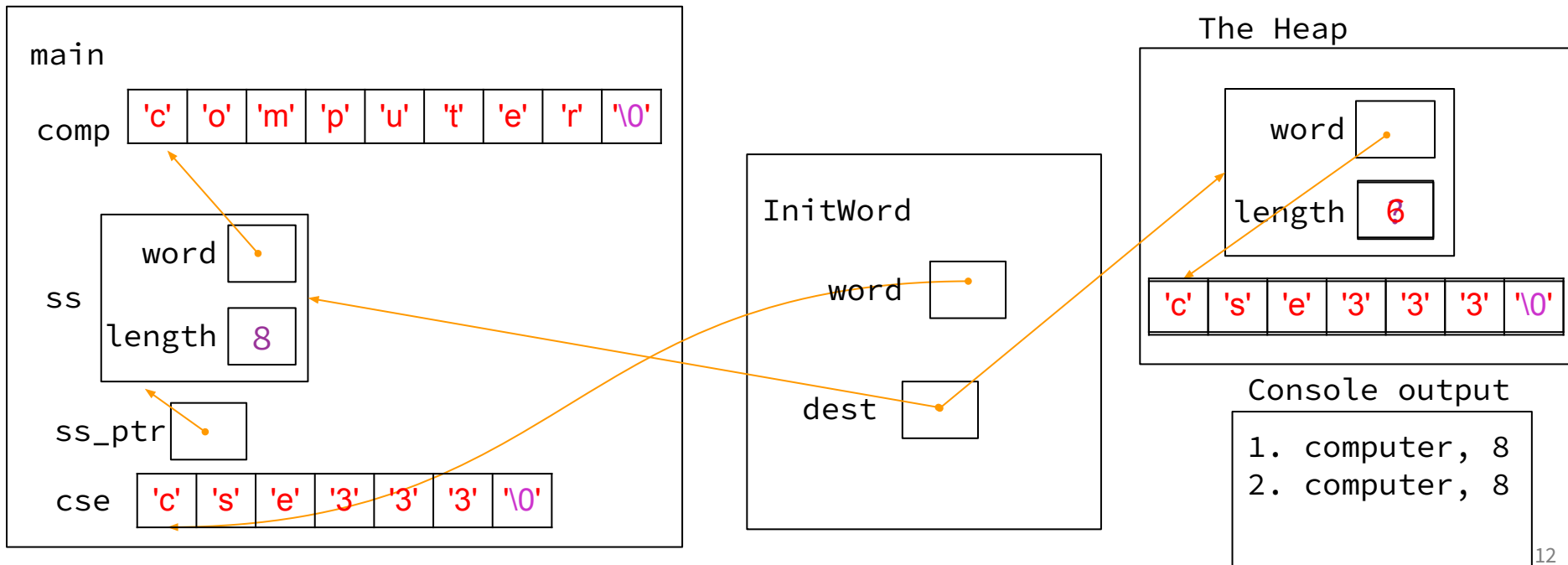
// continued main code
char cse[] = "cse333";
InitWord(cse333, ss_ptr);
printf("2. %s, %d\n", ss_ptr->word,
      ss_ptr->length);
...
}

```

```

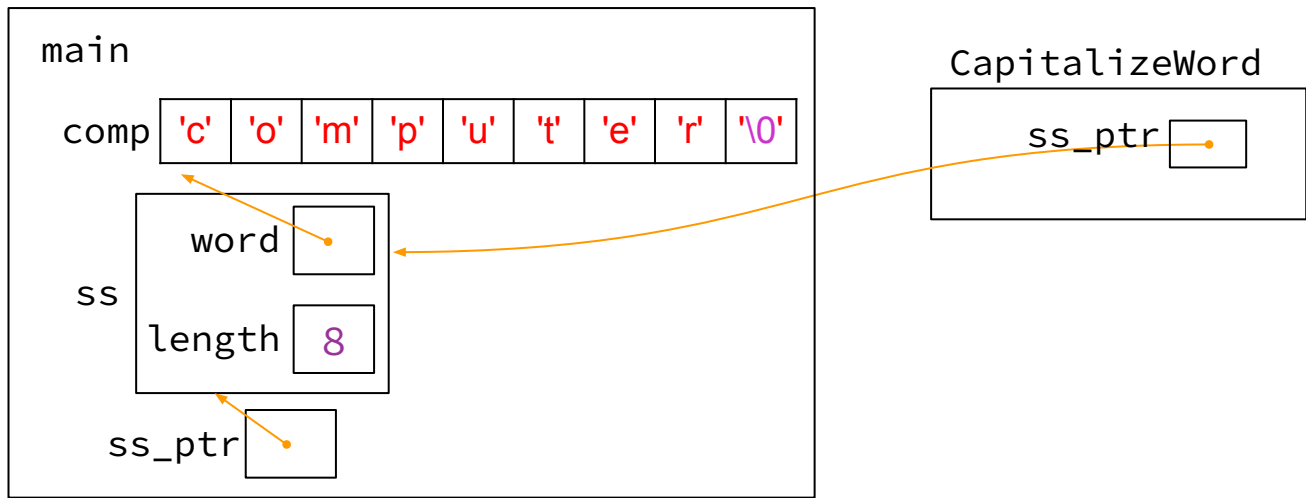
void InitWord(char* word, SimpleString* dest) {
    dest = (SimpleString*)
        malloc(sizeof(SimpleString));
    dest->length = strlen(word);
    dest->word = (char*) malloc(sizeof(char) *
        (dest->length + 1));
    strncpy(dest->word, word, dest->length + 1);
}

```



```
// continued main code
CapitalizeWord(ss_ptr);
printf("3. %s, %d\n",
        ss_ptr->word,
        ss_ptr->length);
...
}
```

```
void CapitalizeWord(SimpleString* ss_ptr) {
    ss_ptr->word[0] = toupper(ss_ptr->word[0]);
}
```



Console output

```
1. computer, 8
2. computer, 8
3. Computer, 8
```

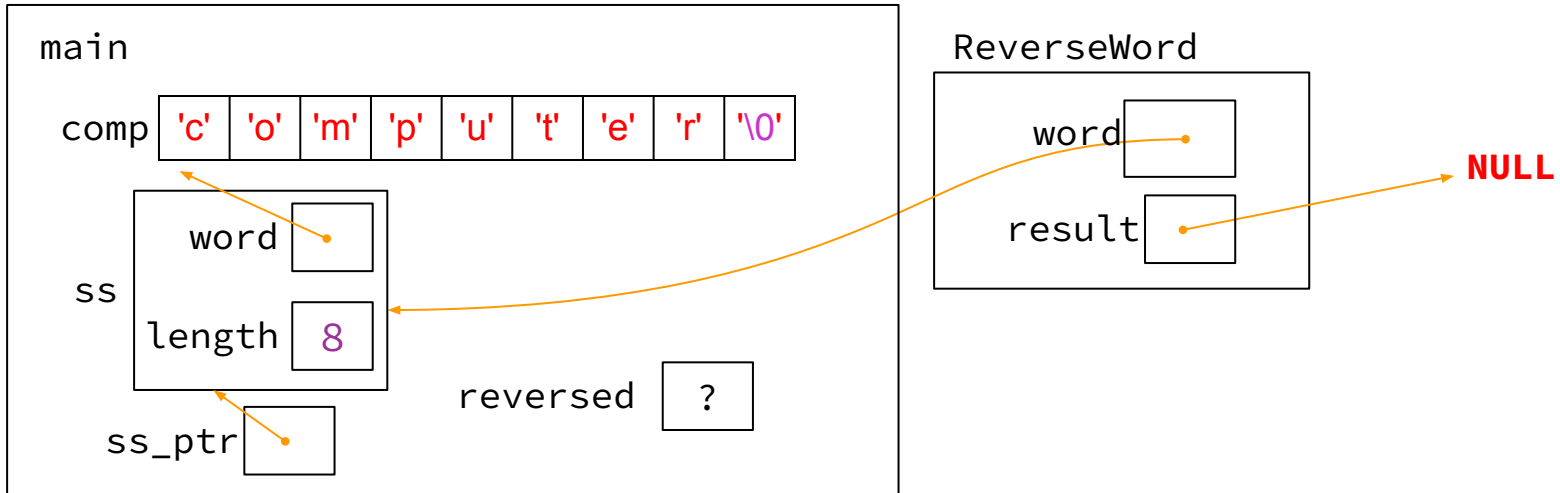
```
// ...continued main code
char* reversed = ReverseWord(ss_ptr->word);
...

```

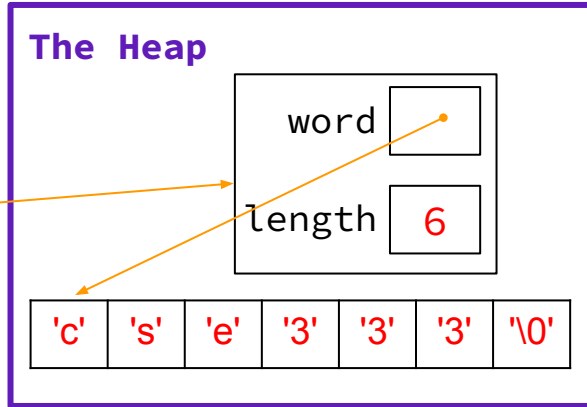
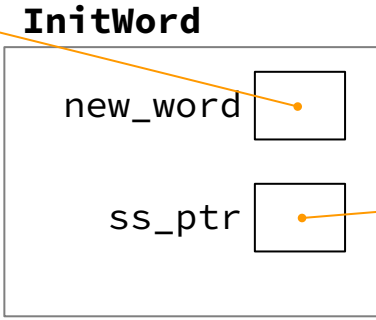
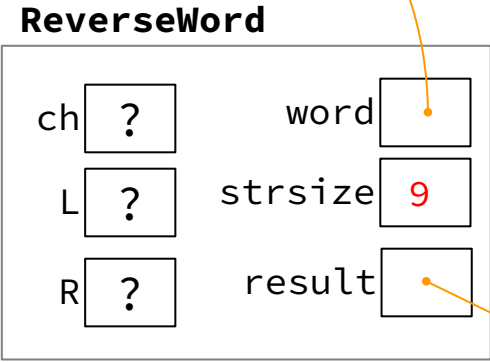
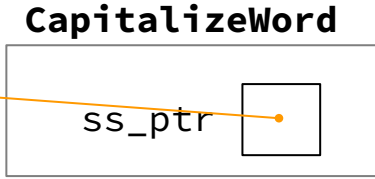
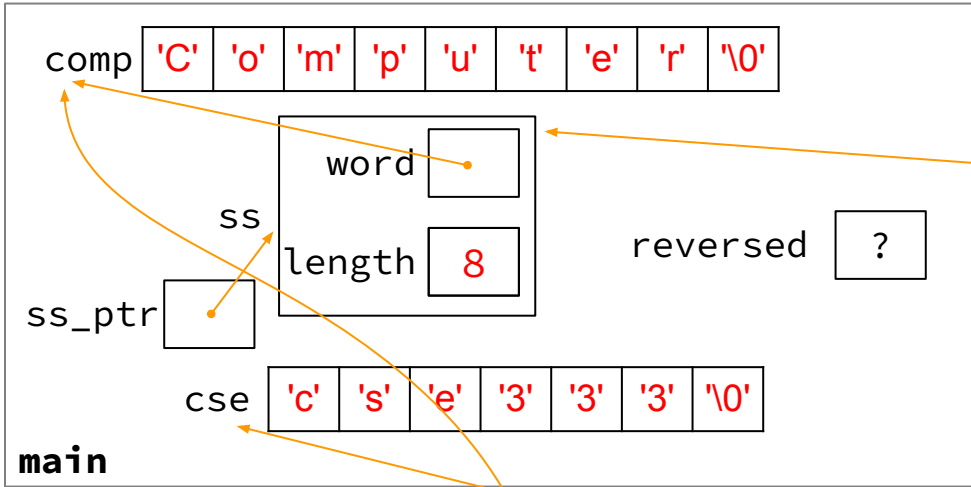
```
char* ReverseWord(char* word) {
    char* result = NULL;
    int strsize = strlen(word) + 1;

    strncpy(result, word, strsize);
    ...
}

```



The Stack



NULL??

Debugging Tools

Debugging

- ✨ **Debugging is a skill that you will need throughout your career!** ✨
- The 333 projects are big with lots of potential for bugs
 - Learning to use the debugging tools will make your life a lot easier
 - Course staff will help you learn the tools in office hours, too
- Debugging tool output can be scary at first, but extremely useful once you know how to parse it

Debugging

Many debugging strategies exist but here's a simple 5 step process!

1. **Observation:** Something is wrong with your program!
2. **Hypothesis:** What do you think is going wrong?
3. **Measurement:** Use debuggers and other tools to verify the problem
4. **Analyze:** Identify and implement a fix to the problem.
5. Repeat steps 1-4 until *bug free*!

333 Debugging Options

- `gdb` (GNU Debugger) is a general-purpose debugging tool
 - Stops at breakpoints and program crashes
 - Lots of helpful features for tracing code, checking current expression values, and examining memory
- `valgrind` specifically check for memory errors
 - Great for catching non-crashing odd behavior (e.g., using uninitialized values, memory leaks on the heap)
 - If your code uses `malloc`, should use `--leak-check=full` option

Tracing Code in gdb

- Reference Card:

<https://docs.google.com/document/d/1YELKkS19fmmOF8TR1CJHfEXbcRoYAFUX7S5hKqhaHVc/edit?usp=sharing>

- Setting breakpoints:

- `break <filename:line#>`

- Advancing

- `step` – into functions
- `next` – over functions
- `continue` – to next break

- Reading Values

- `print` – evaluate expression once
- `display` – keep evaluating expression

- Examining memory

- `x` – dereference provided address

```
Hello World!  
Segmentation fault (core dumped)
```

Common Errors

- **Misusing Functions:** Read documentation (online, through man pages, or the .h files for your homework) for function parameters and function purpose
 - Oftentimes, this leads to unexpected results!
- **Segmentation Fault:** Dereferencing an uninitialized pointer, NULL, a previously-freed pointer, or many other things.
 - GDB automatically halts execution when SIGSEGV is received, useful for debugging
- **Memory “Errors”:** Many possible errors, commonly use of uninitialized memory or “memory leaks” (data allocated on heap that does not get free’d).
 - Use `valgrind` to help catch memory errors!

Exercise 2

Fix 1: Segfault

- Tool help: run in gdb to find segfault, man for strncpy

- Old version:

```
result = NULL;  
strncpy(result, word, strsize);
```

- New version:

```
result = (char*) malloc(strsize);  
strncpy(result, word, strsize);
```

Fix 2: Doesn't initialize word

- Tool help: Stepping through with gdb

Old version:

```
void InitWord(char* word, SimpleString* dest) {  
    dest = (SimpleString*) malloc(sizeof(SimpleString));  
    dest->length = strlen(word);  
    dest->word = (char*) malloc(sizeof(char) *  
        (dest->length + 1));  
    strncpy(dest->word, word, dest->length + 1);  
}
```

New version:

```
void InitWord(char* word, SimpleString** dest) {  
    *dest = (SimpleString*)  
        malloc(sizeof(SimpleString));  
  
    (*dest)->length = strlen(word);  
    (*dest)->word = (char*)  
        malloc(sizeof(char) * ((*dest)->length + 1));  
  
    strncpy((*dest)->word, word,  
        (*dest)->length + 1);  
}
```

Fix 3: Doesn't reverse string

- Tool help: run in gdb, break on ReverseWord, step through code, `print /s word` at end of function (prints as string)

- Old version:

```
char ch;  
int L = 0, R = strlen(result);
```

- New version:

```
char ch;  
int L = 0, R = strlen(result) - 1;
```

Fix 4: Memory leaks

- Tool help: run under `valgrind`, identify un-freed allocation line numbers

- Old version:

```
char* ReverseWord(char* word) { ...  
return result; }
```

- New version:

```
char* ReverseWord(char* word) { ...  
return result; }
```

At end of main: `free(ss_ptr->word);` or `free(ss.word);`

Exercise 3

Style Fixes

- Tool help: None? Lecture slides! Google C++ Style Guide!

- malloc error checking:

```
result = (char*) malloc(strsize);
```

```
if (result == NULL) {
```

```
    // sample error checking. Read the spec on the requirements
```

```
    // for handling malloc!
```

```
    exit(EXIT_FAILURE);
```

```
}
```